



**Puget Sound
ROPE**

1012 SECOND STREET
ANACORTES, WA 98221 USA
TEL: 360-293-8488
FAX: 360-293-8480
www.psrope.com
sales@psrope.com

NYLON DOUBLE BRAID

NN REV 007
17 APRIL 2003

Nylon Double Braid is the preferred choice for applications requiring high strength with excellent shock absorbing properties. Nylon Double Braid has good resistance to abrasion, sunlight and chemicals. Due to its high elongation, nylon is almost always used in applications involving shock loading such as anchor lines and mooring lines.

Nylon Double Braid comes standard with an overlay marine finish.

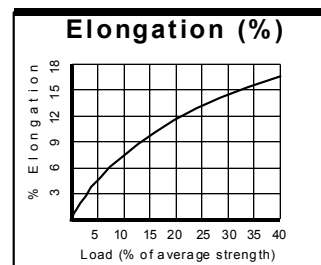
- High stretch
- High strength
- Excellent shock absorption
- Soft hand
- Torque free
- Meets MIL-DTL-24050E

Nominal Diameter		Size Number (circ)	Approximate Weight		Minimum Tensile Strength	
Inch	MM		Lbs/100ft	Kg/100m	Pounds	kN
1/4	6	3/4	1.7	2.5	1,900	8.5
5/16	8	1	2.6	3.9	2,900	12.9
3/8	9	1-1/8	3.7	5.5	4,200	18.7
7/16	11	1-1/4	5.1	7.6	5,700	25.4
1/2	12	1-1/2	6.6	9.8	7,400	32.9
9/16	14	1-3/4	9	13.4	10,200	45.4

ABS AND DNV TYPE APPROVED SIZES

5/8	16	2	11.6	17.2	14,800	65.8
3/4	18	2-1/4	14.7	21.9	19,000	84.5
7/8	22	2-3/4	21.8	32.4	28,300	125.9
1	24	3	26.0	38.7	33,500	149.0
1-1/16	26	3-1/4	31.0	46.1	39,000	173.5
1-1/8	28	3-1/2	35.4	52.7	44,900	199.7
1-1/4	30	3-3/4	40.7	60.6	52,300	232.6
1-5/16	32	4	46.3	68.9	58,800	261.6
1-1/2	36	4-1/2	58.4	86.9	74,000	329.2
1-5/8	40	5	72.3	107.6	92,400	411.0
1-3/4	44	5-1/2	87.7	130.5	110,900	493.3
2	48	6	103.9	154.6	131,500	584.9
2-1/8	52	6-1/2	122.0	181.6	152,800	679.7
2-1/4	56	7	141.2	210.1	181,000	805.1
2-1/2	60	7-1/2	162.6	242.0	201,000	894.1
2-5/8	64	8	185.1	275.5	222,000	987.5
2-3/4	68	8-1/2	201.2	299.4	248,000	1103.2
3	72	9	234.3	348.7	277,000	1232.2
3-1/4	80	10	288.9	430.0	341,000	1516.8
3-5/8	88	11	349.9	520.7	409,000	1819.3
4	96	12	416.2	619.4	475,000	2112.9
4-1/4	104	13	481.5	716.6	549,000	2442.1

Tensile Strengths are determined in accordance with Cordage Institute 1500, Test Methods for Fiber Rope. With extended immersion in water, all nylon ropes will lose up to 10% of their strength. Weights are calculated at linear density under standard preload (200d²) plus 7%. See reverse side for application and safety information.



Specific gravity	1.14*
Melting point	414° F (212° C)*
Critical temp.	300° F (149° C)*
Coefficient of friction	0.12 - 0.15*
Elongation at break	30% - 35%
Fiber water absorption	3% - 5%
UV resistance	good
Wet abrasion	excellent
Dry abrasion	excellent

* - value based on data supplied by the fiber manufacturer for new, dry fiber



ISO 9001



**Puget Sound
ROPE**

1012 SECOND STREET
ANACORTES, WA 98221 USA
TEL: 360-293-8488
FAX: 360-293-8480
www.psrope.com
sales@psrope.com

POLYESTER DOUBLE BRAID

DD REV 007
17 APRIL 2003

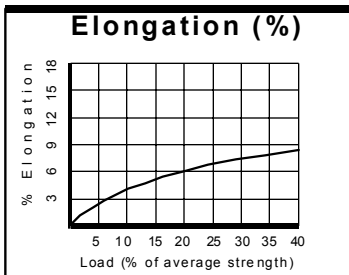
Polyester Double Braid provides an excellent combination of high strength, low stretch excellent weathering and easy handling. Of all the popular fibers polyester has the best weathering characteristics and the best wet abrasion resistance.

Polyester Double Braid comes standard with an overlay marine finish and is available on special order with a spliceable polyurethane finish in clear or any of six colors.

- Low stretch
- High strength
- Soft hand
- Torque free
- Excellent wet strength
- Meets MIL-DTL-24677B

Nominal Diameter		Size Number (circ)	Approximate Weight		Minimum Tensile Strength	
Inch	MM		Lbs/100ft	Kg/100m	Pounds	kN
1/4	6	3/4	2.4	3.6	2,400	10.7
5/16	8	1	3.6	5.4	3,600	16.0
3/8	9	1-1/8	4.8	7.1	4,800	21.4
7/16	11	1-1/4	6.3	9.4	6,300	28.0
1/2	12	1-1/2	8.6	12.8	8,400	37.4
9/16	14	1-3/4	11.1	16.5	10,750	47.8
ABS AND DNV TYPE APPROVED SIZES						
5/8	16	2	13.1	19.5	12,300	54.7
3/4	18	2-1/4	18.8	28	17,400	77.4
7/8	22	2-3/4	25.6	38.1	24,000	106.8
1	24	3	33.5	49.9	31,200	138.8
1-1/8	28	3-1/2	42.4	63.1	39,500	175.7
1-1/4	30	3-3/4	52.3	77.8	48,100	214.0
1-5/16	32	4	57.8	86	53,100	236.2
1-1/2	36	4-1/2	75.4	112.2	64,300	286.0
1-5/8	40	5	88.2	131.3	77,800	346.1
1-3/4	44	5-1/2	103	153.3	89,200	396.8
2	48	6	134	199.4	110,000	489.3
2-1/8	52	6-1/2	151	224.7	124,000	551.6
2-1/4	56	7	169	251.5	141,000	627.2
2-1/2	60	7-1/2	209	311	170,000	756.2
2-5/8	64	8	231	343.8	186,000	827.4
2-3/4	68	8-1/2	265	394.4	206,000	916.3
3	72	9	301	447.9	237,000	1054.2
3-1/4	80	10	354	526.8	292,000	1298.9
3-5/8	88	11	440	654.8	348,000	1548.0
4	96	12	536	797.7	401,000	1783.7
4-1/4	104	13	605	900.4	454,000	2019.5

Tensile Strengths are determined in accordance with Cordage Institute 1500, Test Methods for Fiber Rope. Weights are calculated at linear density under standard preload (200d²) plus 5%. See reverse side for application and safety information.



Specific gravity	1.38*
Melting point	482° F (250° C)*
Critical temp	350° F (177° C)*
Coefficient of friction	0.12 - 0.15*
Elongation at break	15% - 20%
Fiber water absorption	0% - 1%
UV resistance	excellent
Wet abrasion	excellent
Dry abrasion	excellent

* - value based on data supplied by the fiber manufacturer for new, dry fiber





**Puget Sound
ROPE**

1012 SECOND STREET
ANACORTES, WA 98221 USA
TEL: 360-293-8488
FAX: 360-293-8480
www.psrope.com
sales@psrope.com

SPUN POLYESTER DOUBLE BRAID

SD REV 005
17 APRIL 2003

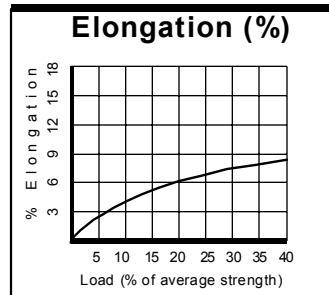
Spun Polyester is a Double Braided rope with the inner core made of polyester continuous filament and the outer sleeve of DuPont type 77 Dacron® to give a soft easy to grip surface yet the strength of continuous filament polyester.

Spun polyester is easily spliced and has excellent weathering characteristics and abrasion resistance.

- Low stretch
- High strength
- Very Soft hand
- Torque free
- Excellent wet strength
- Meets MIL-R-24536

Nominal Diameter		Size Number (circ)	Approximate Weight		Minimum Tensile Strength	
Inch	MM		Lbs/100ft	Kg/100m	Pounds	kN
5/8	16	2	13.0	19.3	10,200	45.4
3/4	18	2-1/4	16.2	24.1	12,700	56.5
7/8	22	2-3/4	24.3	36.2	17,700	78.7
1	24	3	29.3	43.6	20,300	90.3
1-1/8	28	3-1/2	40.0	59.5	27,000	120.1
1-1/4	30	3-3/4	45.8	68.2	30,200	134.3
1-5/16	32	4	52.4	78.0	33,900	150.8
1-1/2	36	4-1/2	65.0	96.7	45,300	201.5
1-5/8	40	5	81.5	121.3	50,400	224.2

Tensile Strengths are determined in accordance with Cordage Institute 1500, Test Methods for Fiber Rope. Weights are calculated at linear density under standard preload (200d²) plus 6%. See reverse side for application and safety information.



Specific gravity	1.38*
Melting point	482° F (250° C)*
Critical temp	350° F (177° C)*
Coefficient of friction	0.12 - 0.15*
Elongation at break	15% - 20%
Fiber water absorption	0% - 1%
UV resistance	excellent
Wet abrasion	excellent
Dry abrasion	excellent

* - value based on data supplied by the fiber manufacturer for new, dry fiber





**Puget Sound
ROPE**

1012 SECOND STREET
ANACORTES, WA 98221 USA
TEL: 360-293-8488
FAX: 360-293-8480
www.pсроpe.com
sales@psrope.com

N/P COMPOSITE DOUBLE BRAID

NP REV 006
17 APRIL 2003

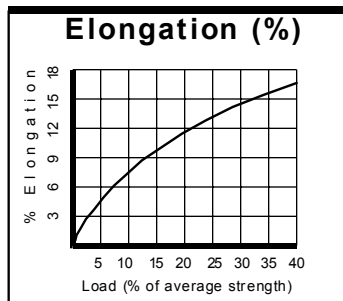
N/P Composite is a double braided rope with the inner core made of multifilament polypropylene and the outer sleeve of nylon. N/P composite combines the excellent sunlight and abrasion resistance of nylon with the flotation of polypropylene. It has a standard specific gravity of 1.01 and is available on special order with a specific gravity of 0.99.

N/P composite Braid comes standard with an overlay marine finish.

- Moderate stretch
- High strength
- Soft hand
- Torque free
- Floats in sea water

Nominal Diameter		Size Number (circ)	Approximate Weight		Minimum Tensile Strength	
Inch	MM		Lbs/100ft	Kg/100m	Pounds	kN
5/8	16	2	10.5	15.6	9,800	43.6
3/4	18	2-1/4	13.8	20.5	12,900	57.4
7/8	22	2-3/4	19.4	28.9	18,100	80.5
1	24	3	23.6	35.1	21,800	97.0
1-1/8	28	3-1/2	31.9	47.5	29,400	130.8
1-1/4	30	3-3/4	37.9	56.4	34,700	154.4
1-5/16	32	4	42.8	63.7	39,000	173.5
1-1/2	36	4-1/2	53.6	79.8	48,000	213.5
1-5/8	40	5	63.8	94.9	57,800	257.1
1-3/4	44	5-1/2	80.6	119.9	72,000	320.3
2	48	6	92.6	137.8	83,200	370.1
2-1/8	52	6-1/2	111	165.2	98,400	437.7
2-1/4	56	7	129	192	113,000	502.6
2-1/2	60	7-1/2	145	215.8	129,000	573.8
2-5/8	64	8	169	251	146,000	649.4
2-3/4	68	8-1/2	186	276.8	163,000	725.1
3	72	9	210	312.5	182,000	809.6
3-1/4	80	10	259	385.4	221,000	983.1
3-5/8	88	11	314	467.3	263,000	1169.9
4	96	12	371	552.1	310,000	1378.9
4-1/4	104	13	443	659.3	363,000	1614.7

Tensile Strengths are determined in accordance with Cordage Institute 1500, Test Methods for Fiber Rope. Weights are calculated at linear density under standard preload (200d²) plus 7%. See reverse side for application and safety information.



Specific gravity	1.01*
Melting point	284° F (140° C)*
Critical temp	200° F (93° C)*
Coefficient of friction	0.12 - 0.15*
Elongation at break	30% - 35%
Fiber water absorption	3% - 4%
UV resistance	good
Wet abrasion	good
Dry abrasion	good

* - value based on data supplied by the fiber manufacturer for new, dry fiber



ISO 9001



**Puget Sound
ROPE**

1012 SECOND STREET
ANACORTES, WA 98221 USA
TEL: 360-293-8488
FAX: 360-293-8480
www.psrope.com
sales@psrope.com

D/S COMPOSITE DOUBLE BRAID

DS REV 008
17 APRIL 2003

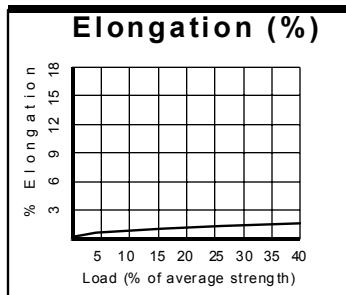
D/S Composite is a double braided rope with the inner core made of Spectra® and the outer sleeve of polyester. D/S Composite has very low elongation, high strength and the feel and handling of polyester double braid.

D/S Composite comes standard with an overlay marine finish and is available on special order with a spliceable polyurethane finish in clear or any of six colors.

- High strength
- Low stretch
- Soft hand
- Torque free
- Easy splicing

Nominal Diameter		Size Number (circ)	Approximate Weight		Minimum Tensile Strength	
Inch	MM		Lbs/100ft	Kg/100m	Pounds	kN
7/16	11	1-1/4	6.1	9.0	9,900	44.0
1/2	12	1-1/2	8.3	12.3	13,950	62.0
9/16	14	1-3/4	10.1	15.0	18,800	83.6
5/8	16	2	12.5	18.6	24,600	109.4
3/4	18	2-1/4	15.9	23.7	31,500	140.1
7/8	22	2-3/4	24.9	37.1	44,800	199.3
1	24	3	30.8	45.8	51,600	229.5
1-1/8	28	3-1/2	36.8	54.8	65,500	291.4
1-1/4	30	3-3/4	42.6	63.4	72,700	323.4
1-5/16	32	4	49.7	74	79,500	353.6
1-1/2	36	4-1/2	64.0	95.2	100,000	444.8
1-5/8	40	5	76.0	113.1	120,000	533.8
1-3/4	44	5-1/2	89.8	133.6	139,000	618.3
2	48	6	107	159.2	165,000	734.0
2-1/8	52	6-1/2	125	186	183,000	814.0
2-1/4	56	7	141	209.8	215,000	956.4
2-1/2	64	7-1/2	174	258.9	236,000	1049.8

Tensile Strengths are determined in accordance with Cordage Institute 1500, Test Methods for Fiber Rope. Weights are calculated at linear density under standard preload (200d²) plus 4%. See reverse side for application and safety information.



Specific gravity	1.20*
Melting point (core)	284° F (140° C)*
Critical temp. (core)	150° F (65° C)*
Coefficient of friction	0.12-0.15*
Elongation at break	6%-8%
Fiber water absorption	0%-1%
UV resistance	excellent
Wet abrasion	excellent
Dry abrasion	excellent

* - value based on data supplied by the fiber manufacturer for new, dry fiber





**Puget Sound
ROPE**

1012 SECOND STREET
ANACORTES, WA 98221 USA
TEL: 360-293-8488
FAX: 360-293-8480
www.psrope.com
sales@psrope.com

NYLON 12 PLAIT

N2 REV 007
17 APRIL 2003

Nylon 12 Plait provides high strength, high elongation and excellent abrasion resistance in a single braid construction. Nylon 12 Plait is easily spliced using a standard tuck splice and is 25% stronger than three strand or 8 plait nylon. Its torque free braided construction provides easy handling and prevents kinks and hockles.

Nylon 12 Plait comes standard with an overlay marine finish.

- High stretch
- High strength
- Excellent shock absorption
- Soft hand
- Torque free
- Easy splicing

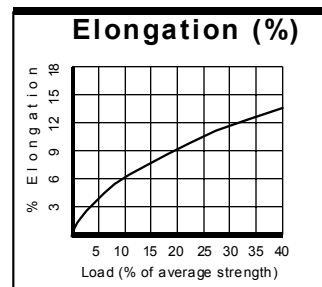
Certificate Number 99-535224-X

Certificate No: K-2099



ALL SIZES ABS AND DNV TYPE APPROVED						
Nominal Diameter		Size Number (circ)	Approximate Weight		Minimum Tensile Strength	
Inch	MM		Lbs/100ft	Kg/100m	Pounds	KN
5/8	16	2	11.0	16.4	13,900	61.8
3/4	18	2-1/4	15.0	22.3	17,900	79.6
7/8	22	2-3/4	22.6	33.6	26,200	116.5
1	24	3	26.3	39.1	30,100	133.9
1-1/8	28	3-1/2	33.8	50.3	39,400	175.3
1-1/4	30	3-3/4	39.5	58.8	45,400	201.9
1-5/16	32	4	45.1	67.1	51,200	227.7
1-1/2	36	4-1/2	56.4	83.9	64,800	288.2
1-5/8	40	5	67.7	100.8	76,300	339.4
1-3/4	44	5-1/2	79.0	117.6	92,100	409.7
2	48	6	95.9	142.7	106,500	473.7
2-1/8	52	6-1/2	113	168.2	128,000	569.4
2-1/4	56	7	135	200.9	152,000	676.1
2-1/2	60	7-1/2	152	226.2	170,000	756.2
2-5/8	64	8	169	251.5	189,000	840.7
2-3/4	68	8-1/2	192	285.7	214,000	951.9
3	72	9	222	330.4	245,000	1089.8
3-1/4	80	10	271	403.3	288,000	1281.1
3-5/8	88	11	321	477.7	338,000	1503.5
4	96	12	389	578.9	418,000	1859.4

Tensile Strengths are determined in accordance with Cordage Institute 1500, Test Methods for Fiber Rope. With extended immersion in water, all nylon ropes will lose up to 10% of their strength. Weights are calculated at linear density under standard preload (200d²) plus 7%. See reverse side for application and safety information.



Specific gravity	1.14*
Melting point	414° F (212° C)*
Critical temp.	300° F (149° C)*
Coefficient of friction	0.12 - 0.15*
Elongation at break	30% - 35%
Fiber water absorption	3% - 5%
UV resistance	good
Wet abrasion	excellent
Dry abrasion	excellent

* - value based on data supplied by the fiber manufacturer for new, dry fiber

Certificate 33149



ISO 9001



**Puget Sound
ROPE**

1012 SECOND STREET
ANACORTES, WA 98221 USA
TEL: 360-293-8488
FAX: 360-293-8480
www.psrope.com
sales@psrope.com

POLYESTER 12 PLAIT

D2 REV 007
17 APRIL 2003

Polyester 12 plait provides high strength, low stretch and excellent abrasion resistance in a unique single braid construction. Polyester 12 Plait is easily spliced using a standard tuck splice and is 30% stronger than three strand or 8 plait polyester. Its torque free braided construction provides easy handling and prevents kinks and hockles.

Polyester 12 plait comes standard with an overlay marine finish and is available on special order with a spliceable polyurethane finish in clear or any of six colors.

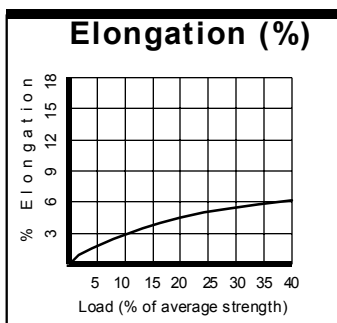
- Low stretch
- High strength
- Soft hand
- Torque free
- Easy splicing
- Meets MIL-R-24750

ALL SIZES ABS AND DNV TYPE APPROVED						
Nominal Diameter		Size Number (circ)	Approximate Weight		Minimum Tensile Strength	
Inch	MM		Lbs/100ft	Kg/100m	Pounds	kN
5/8	16	2	14.1	21	12,100	53.8
3/4	18	2-1/4	18.7	27.8	15,800	70.3
7/8	22	2-3/4	28.2	42	24,200	107.6
1	24	3	35.1	52.2	27,500	122.3
1-1/8	28	3-1/2	41.2	61.3	35,500	157.9
1-1/4	30	3-3/4	45.9	68.3	42,100	187.3
1-5/16	32	4	55.0	81.9	48,200	214.4
1-1/2	36	4-1/2	71.1	105.8	59,600	265.1
1-5/8	40	5	84.8	126.2	72,200	321.2
1-3/4	44	5-1/2	98.6	147.7	84,400	375.4
2	48	6	120	178.6	101,000	449.3
2-1/8	52	6-1/2	141	209.8	119,000	529.3
2-1/4	56	7	160	238.1	137,000	609.4
2-1/2	60	7-1/2	189	281.3	163,000	725.1
2-5/8	64	8	208	309.5	179,000	796.2
2-3/4	68	8-1/2	234	348.2	202,000	898.5
3	72	9	273	406.3	233,000	1036.4
3-1/4	80	10	338	503	282,000	1254.4
3-5/8	88	11	402	598.3	340,000	1512.4
4	96	12	486	723.3	409,000	1819.3

Tensile Strengths are determined in accordance with Cordage Institute 1500, Test Methods for Fiber Rope. Weights are calculated at linear density under standard preload (200d²) plus 5%. See reverse side for application and safety information.

Certificate Number 98-535224-X

Certificate NO: K-2066



Specific gravity	1.38*
Melting point	482° F (250° C)*
Critical temp.	350° F (177° C)*
Coefficient of friction	0.12 - 0.15*
Elongation at break	15% - 20%
Fiber water absorption	0% - 1%
UV resistance	excellent
Wet abrasion	excellent
Dry abrasion	excellent

* - value based on data supplied by the fiber manufacturer for new, dry fiber

Certificate 33149



ISO 9001



**Puget Sound
ROPE**

CO-POLYMER 12 PLAIT

1012 SECOND STREET
ANACORTES, WA 98221 USA
TEL: 360-293-8488
FAX: 360-293-8480
www.psrope.com
sales@psrope.com

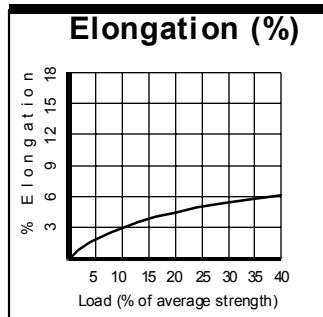
C2 REV 006
17 APRIL 2003

Co-polymer Olefin 12 plait provides high strength, light weight and excellent abrasion resistance in a single braid construction. Co-polymer Olefin 12 Plait is easily spliced using a standard tuck splice and is 40% stronger than three strand or 8 plait polypropylene. Its torque free braided construction provides easy handling and prevents kinks and hockles.

- Floats
- High strength
- Excellent abrasion Resistance
- Torque free
- Easy splicing
- Excellent UV Resistance

Nominal Diameter		Size Number (circ)	Approximate Weight		Minimum Tensile Strength	
Inch	MM		Lbs/100ft	Kg/100m	Pounds	kN
5/8	16	2	8.6	12.8	9,500	42.3
3/4	18	2-1/4	10.8	16.1	11,900	52.9
7/8	22	2-3/4	14.0	20.8	15,400	68.5
1	24	3	20.3	30.2	22,300	99.2
1-1/8	28	3-1/2	24.5	36.5	26,900	119.7
1-1/4	30	3-3/4	27.0	40.2	29,700	132.1
1-5/16	32	4	31.9	47.5	34,000	151.2
1-1/2	36	4-1/2	39.2	58.3	41,000	182.4
1-5/8	40	5	50.4	75	54,000	240.2
1-3/4	44	5-1/2	58.8	87.5	62,000	275.8
2	48	6	71.4	106.3	76,000	338.1
2-1/8	52	6-1/2	84.0	125	90,000	400.3
2-1/4	56	7	96.6	143.8	103,000	458.2
2-1/2	60	7-1/2	109	162.2	115,000	511.5
2-5/8	64	8	126	187.5	132,000	587.2
2-3/4	68	8-1/2	132	196.4	141,000	627.2
3	72	9	160	238.1	170,000	756.2
3-1/4	80	10	193	287.2	210,000	934.1
3-5/8	88	11	238	354.2	250,000	1112.1
4	96	12	280	416.7	295,000	1312.1

Tensile Strengths are determined in accordance with Cordage Institute 1500, Test Methods for Fiber Rope. Weights are calculated at linear density under standard preload (200d²) plus 6%. See reverse side for application and safety information.



Specific gravity	0.94*
Melting point	279° F (137° C)*
Critical temp.	140° F (60° C)*
Coefficient of friction	0.16- 0.18*
Elongation at break	20% - 25%
Fiber water absorption	0% - 1%
UV resistance	excellent
Wet abrasion	very good
Dry abrasion	excellent

* - value based on data supplied by the fiber manufacturer for new, dry fiber



**Puget Sound
ROPE**

1012 SECOND STREET
ANACORTES, WA 98221 USA
TEL: 360-293-8488
FAX: 360-293-8480
www.psrope.com
sales@psrope.com

POLYESTER 12 STRAND

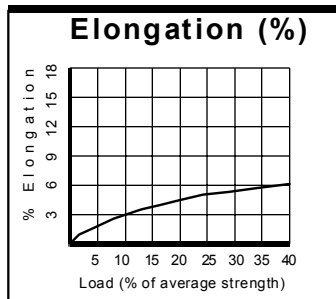
D3 REV 006
17 April 2003

Polyester 12 Strand has the lowest stretch and highest strength of all Polyester constructions. Its torque free braided construction provides easy handling and prevents kinks and hockles. Polyester 12 Strand comes standard with a clear polyurethane finish and is easily spliced using a simple lockstitch type splice.

- Low stretch
- High strength
- Soft hand
- Torque free
- Easy splicing

Nominal Diameter		Size Number (circ)	Approximate Weight		Minimum Tensile Strength	
Inch	MM		Lbs/100ft	Kg/100m	Pounds	kN
3/8	9	1-1/8	4.2	6.3	6,100	27.1
7/16	11	1-1/4	6.3	9.4	9,000	40.0
1/2	12	1-1/2	8.5	12.6	10,900	48.5
9/16	14	1-3/4	10.1	15	13,600	60.5
5/8	16	2	13.1	19.5	17,500	77.8
3/4	18	2-1/4	17.2	25.6	21,900	97.4
7/8	22	2-3/4	25.8	38.4	28,500	126.8
1	24	3	34.5	51.3	41,000	182.4
1-1/8	28	3-1/2	40.0	59.5	47,500	211.3
1-1/4	30	3-3/4	44.5	66.2	56,700	252.2
1-5/16	32	4	53.1	79	59,800	266.0
1-1/2	36	4-1/2	69.0	102.7	69,800	310.5
1-5/8	40	5	82.5	122.8	83,000	369.2
1-3/4	44	5-1/2	96.1	143	98,000	435.9
2	48	6	117	174.1	120,000	533.8

Tensile Strengths are determined in accordance with Cordage Institute 1500, Test Methods for Fiber Rope. Weights are calculated at linear density under standard preload (200d²) plus 5%. See reverse side for application and safety information.



Specific gravity	1.38*
Melting point	482° F (250° C)*
Critical temp.	350° F (177° C)*
Coefficient of friction	0.12 - 0.15*
Elongation at break	15% - 20%
Fiber water absorption	0% - 1%
UV resistance	excellent
Wet abrasion	excellent
Dry abrasion	excellent

* - value based on data supplied by the fiber manufacturer for new, dry fiber



**Puget Sound
ROPE**

PLASMA® 12 STRAND

1012 SECOND STREET
ANACORTES, WA 98221 USA
TEL: 360-293-8488
FAX: 360-293-8480
www.psrope.com
sales@psrope.com

T3/T33 REV 010
17 April 2003

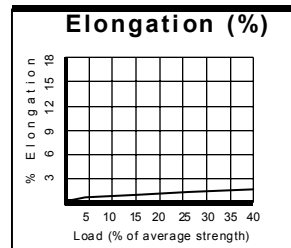
Plasma® 12 strand is the highest strength synthetic rope available. Plasma® 12 strand is manufactured from Honeywell Spectra® Fiber that has been enhanced by Puget Sound Rope's patented recrystallization process. This process is especially effective in medium to large diameter ropes where strengths are over 50% higher and creep is significantly less than that of standard Spectra® 12 strand.

Plasma® 12 strand comes standard with a polyurethane finish and is easily spliced using a simple lockstitch type splice, 4-3-2 or 5-4-3 Tuck splice. Its soft, torque free braided construction provides easy handling.

- Highest strength
- Lowest stretch
- Low creep
- Soft hand
- Torque free
- Easy splicing
- Floats

	Nominal Diameter		Size Number (circ)	Approximate Weight		Minimum Tensile Strength	
	Inch	MM		Lbs/100ft	Kg/100m	Pounds	kN
12 STRAND	.04	1	.12	.05	0.1	270	1.2
	.05	1.25	.15	.07	0.1	390	1.7
	.06	1.5	.18	.1	0.1	475	2.1
	.07	1.75	.21	.14	0.2	750	3.3
	.1	2.5	.3	.27	0.4	1,400	6.2
	1/8	3	3/8	.54	0.8	2,800	12.5
	3/16	5	9/16	1.12	1.7	5,500	24.5
	1/4	6	3/4	1.6	2.4	8,000	35.6
	5/16	8	15/16	2.5	3.7	11,700	52.0
3/8	9	1-1/8	3.7	5.5	17,500	77.8	
ABS AND DNV TYPE APPROVED SIZES							
12 STRAND	7/16	11	1-1/4	4.2	6.3	21,000	93.4
	1/2	12	1-1/2	6.4	9.5	31,300	139.2
	9/16	14	1-3/4	7.9	11.8	37,900	168.6
	5/8	16	2	10.6	15.8	51,400	228.6
	3/4	18	2-1/4	13.3	19.8	68,500	304.7
	13/16	20	2-1/2	15.9	23.7	74,000	329.2
	7/8	22	2-3/4	19.6	29.2	92,600	411.9
	1	24	3	23.4	34.8	110,000	489.3
	1-1/8	28	3-1/2	31.9	47.5	147,000	653.9
	1-1/4	30	3-3/4	36.2	53.9	165,000	734.0
	1-5/16	32	4	41.7	62.1	196,000	871.9
1-1/2	36	4-1/2	51.7	76.9	221,000	983.1	
12 X 12 STRAND	1-5/8	40	5	65.7	97.8	291,000	1294.4
	1-3/4	44	5-1/2	78.4	116.7	314,000	1396.7
	2	48	6	91.4	136	355,000	1579.1
	2-1/8	52	6-1/2	109	162.2	428,000	1903.8
	2-1/4	56	7	122	181.6	481,000	2139.6
	2-1/2	60	7-1/2	148	220.2	530,000	2357.7
	2-5/8	64	8	167	248.5	596,000	2651.1
	2-3/4	68	8-1/2	187	278.3	660,000	2935.8
	3	72	9	214	318.5	780,000	3469.6
	3-1/8	76	9-1/2	235	349.7	850,000	3780.8
	3-1/4	80	10	261	388.4	940,000	4181.3
3-5/8	88	11	324	482.2	1,250,000	5560.3	
4	96	12	394	586.4	1,520,000	6761.3	

Tensile Strengths are determined in accordance with Cordage Institute 1500, Test Methods for Fiber Rope. Weights are calculated at linear density under standard preload (200d²) plus 4%. See reverse side for application and safety information.



Specific gravity	0.98*
Melting point	284° F (140° C)*
Critical temp.	150° F (65° C)*
Coefficient of friction	0.09-0.12*
Elongation at break	4%-5%
Fiber water absorption	0%
UV resistance	moderate
Wet abrasion	superior
Dry abrasion	superior

* - value based on data supplied by the fiber manufacturer for new, dry fiber



ISO 9001

Plasma is Trademark of Puget Sound Rope Corp
Spectra® is a Trademark of Honeywell



**Puget Sound
ROPE**

SPECTRA® 12 STRAND

1012 SECOND STREET
ANACORTES, WA 98221 USA
TEL: 360-293-8488
FAX: 360-293-8480
www.psrope.com
sales@psrope.com

S3/S33 Rev 008
17 April 2003

Spectra® 12 strand provides very high strength, low stretch and excellent abrasion resistance in a single braid construction. The equivalent weight rope, it is over 3 times as strong as polyester and has less than one half the elongation.

Spectra® 12 strand comes standard with a polyurethane finish and is easily spliced using a simple lockstitch type splice, 4-3-2 or 5-4-3 Tuck splice. Its soft, torque free braided construction provides easy handling.

- Very Low stretch
- Very High strength
- Soft hand
- Torque free
- Easy splicing
- Floats

Certificate Number 98-535224-X

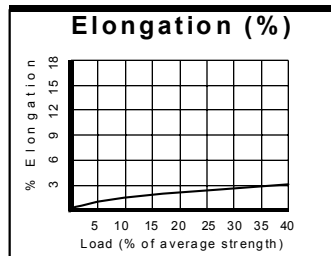


Certificate No: K-2062



	Nominal Diameter		Size Number (circ)	Approximate Weight		Minimum Tensile Strength	
	Inch	MM		Lbs/100ft	Kg/100m	Pounds	kN
12 STRAND	7/64	2.5	5/16	.33	.50	1,125	5.0
	1/8	3	3/8	.53	.80	1,800	8.0
	3/16	5	9/16	1	1.50	3,600	16.0
	1/4	6	3/4	1.6	2.40	6,000	26.7
	5/16	8	15/16	2.6	3.9	9,000	40.0
ABS AND DNV TYPE APPROVED SIZES							
12 STRAND	3/8	9	1-1/8	3.7	5.5	13,900	61.8
	7/16	11	1-1/4	4.2	6.3	14,800	65.8
	1/2	12	1-1/2	6.4	9.5	22,500	100.1
	9/16	14	1-3/4	7.9	11.8	27,700	123.2
	5/8	16	2	10.6	15.8	36,600	162.8
	3/4	18	2-1/4	13.3	19.8	43,200	192.2
	7/8	22	2-3/4	19.6	29.2	61,000	271.3
	1	24	3	23.4	34.8	72,000	320.3
	1-1/16	26	3-1/4	27.6	41.1	81,000	360.3
	1-1/8	28	3-1/2	31.9	47.5	91,800	408.3
	1-1/4	30	3-3/4	36.2	53.9	102,600	456.4
	1-5/16	32	4	41.7	62.1	114,300	508.4
1-1/2	36	4-1/2	51.7	76.9	141,300	628.5	
1-5/8	40	5	65.7	97.8	167,400	744.6	
1-3/4	44	5-1/2	78.4	116.7	198,000	880.7	
12 X 12 STRAND	2	48	6	91.4	136	225,000	1000.8
	2-1/8	52	6-1/2	109	162.2	270,000	1201.0
	2-1/4	56	7	122	181.6	317,700	1413.2
	2-1/2	60	7-1/2	148	220.3	360,000	1601.4
	2-5/8	64	8	167	248.5	370,800	1649.4
	2-3/4	68	8-1/2	187	278.3	405,000	1801.5
	3	72	9	214	318.5	508,500	2261.9
	3-1/4	80	10	261	388.4	616,500	2742.3
	3-5/8	88	11	324	482.2	765,000	3402.9
	4	96	12	394	586.4	900,000	4003.4

Tensile Strengths are determined in accordance with Cordage Institute 1500, Test Methods for Fiber Rope. Weights are calculated at linear density under standard preload (200d²) plus 4%. See reverse side for application and safety information.



Specific gravity	0.98*
Melting point	284° F (140° C)*
Critical temp.	150° F (65° C)*
Coefficient of friction	0.09-0.12*
Elongation at break	6%-8%
Fiber water absorption	0%
UV resistance	moderate
Wet abrasion	superior
Dry abrasion	superior

* - value based on data supplied by the fiber manufacturer for new, dry fiber

Certificate 33149



ISO 9001



**Puget Sound
ROPE**

1012 SECOND STREET
ANACORTES, WA 98221 USA
TEL: 360-293-8488
FAX: 360-293-8480
www.psrope.com
sales@psrope.com

PSR 2000 12 Strand

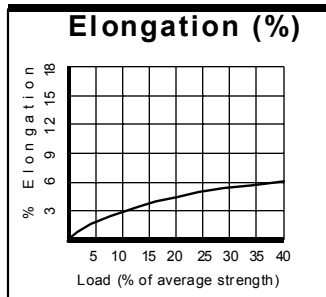
R33 REV 004
17 APRIL 2003

PSR 2000 12 Strand offers a high strength to weight ratio and is an excellent replacement for heavier polyester lines. It's unique blend of polyester and olefin co-polymer in each strand makes for a highly efficient construction. PSR 2000 12 Strand is torque balanced, has excellent wear resistance, and is one of the quickest ropes to splice. PSR 2000 12 Strand is an excellent choice as mooring, tie-up and pendant lines, tug assist lines and for general purpose heavy marine applications.

- Low Stretch
- High strength
- Torque free
- Easy Splicing
- Soft Hand
- Excellent abrasion resistance

Nominal Diameter		Size Number (circ)	Approximate Weight		Minimum Tensile Strength	
Inch	MM		Lbs/100ft	Kg/100m	Pounds	kN
1	24	3	30.0	44.6	25,000	111.2
1-1/8	28	3-1/2	35.0	52.1	32,000	142.3
1-1/4	30	3-3/4	39.0	58.0	38,000	169.0
1-5/16	32	4	47.0	69.9	43,000	191.3
1-1/2	36	4-1/2	60.0	89.3	54,000	240.2
1-5/8	40	5	72.0	107.2	65,000	289.1
1-3/4	44	5-1/2	84.0	125.0	75,000	333.6
2	48	6	102.0	151.8	92,000	409.2
2-1/8	52	6-1/2	120.0	178.6	108,000	480.4
2-1/4	56	7	136.0	202.4	125,000	556.0
2-1/2	60	7-1/2	160.0	238.1	147,000	653.9
2-5/8	64	8	176.0	261.9	158,000	702.8
2-3/4	68	8-1/2	199.0	296.2	184,000	818.5
3	72	9	231.0	343.8	207,000	920.8
3-1/4	80	10	286.0	425.6	252,000	1121.0
3-5/8	88	11	342.0	509.0	306,000	1361.2
4	96	12	413.0	614.6	369,000	1641.4

Tensile Strengths are determined in accordance with Cordage Institute 1500, Test Methods for Fiber Rope. Weights are calculated at linear density under standard preload (200d²) plus 5%. See reverse side for application and safety information.



Specific gravity	1.22*
Melting point	279° F (137° C)*
Critical temp.	140° F (60° C)*
Coefficient of friction	0.12 - 0.15*
Elongation at break	15% - 20%
Fiber water absorption	0% - 1%
UV resistance	excellent
Wet abrasion	excellent
Dry abrasion	excellent

* - value based on data supplied by the fiber manufacturer for new, dry fiber



ISO 9001



**Puget Sound
ROPE**

VECTRAN® 12 STRAND

1012 SECOND STREET
ANACORTES, WA 98221 USA
TEL: 360-293-8488
FAX: 360-293-8480
www.psrope.com
sales@psrope.com

V3/V33 REV 003
17 APRIL 2003

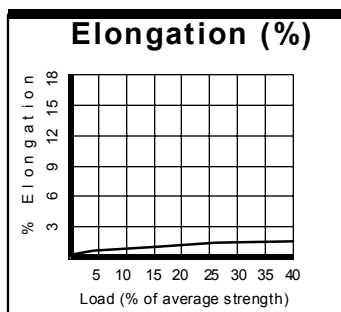
Vectran 12 Strand comes standard with either a wax marine finish or a polyurethane coating. This rope has excellent bend and flex fatigue resistance. Vectran is easily spliced using a simple lockstitch type splice, 4-3-2 or 5-4-3 Tuck splice.

Its soft, torque free braided construction provides easy handling.

- High strength
- Low stretch
- No creep
- Soft hand
- Torque free
- Easy splicing

	Nominal Diameter		Size Number (circ)	Approximate Weight		Minimum Tensile Strength	
	Inch	MM		Lbs/100ft	Kg/100m	Pounds	kN
12 STRAND	1/8	3	3/8	.78	1.2	2,800	12.5
	3/16	5	9/16	1.6	2.5	5,500	24.5
	1/4	6	3/4	2.3	3.6	8,000	35.6
	5/16	8	15/16	3.6	5.3	11,700	52.0
	3/8	9	1-1/8	5.3	7.9	17,500	77.8
	7/16	11	1-1/4	6.1	9.1	21,000	93.4
	1/2	12	1-1/2	9.2	13.7	31,300	139.2
	9/16	14	1-3/4	11.4	17.0	37,900	168.6
	5/8	16	2	15.3	22.8	51,400	228.6
	3/4	18	2-1/4	19.2	28.6	68,500	304.7
	7/8	22	2-3/4	28.3	41.6	92,600	411.9
	1	24	3	33.8	50.4	110,000	489.3
	1-1/8	28	3-1/2	46.0	68.7	147,000	653.9
	1-1/4	30	3-3/4	52.2	77.9	165,000	734.0
1-5/16	32	4	60.2	89.8	196,000	871.9	
12 X 12 STRAND	1-1/2	36	4-1/2	74.6	111.3	221,000	983.1
	1-5/8	40	5	94.8	141.4	291,000	1294.4
	1-3/4	44	5-1/2	113.2	168.9	314,000	1396.7
	2	48	6	132	196	355,000	1579.1
	2-1/8	52	6-1/2	157	235	428,000	1903.8
	2-1/4	56	7	176	263	481,000	2139.6
	2-5/8	64	8	241	359	596,000	2651.1
	2-3/4	68	8-1/2	270	398	660,000	2935.8
	3	72	9	309	443	780,000	3469.6
	3-1/4	80	10	377	561	940,000	4181.3
	3-5/8	88	11	468	697	1,250,000	5560.3
	4	96	12	569	847	1,520,000	6761.3

Tensile Strengths are determined in accordance with Cordage Institute 1500, Test Methods for Fiber Rope. Weights are calculated at linear density under standard preload (200d²) plus 4%. See reverse side for application and safety information.



Specific gravity	1.40*
Melting point	625° F (329° C)*
Critical temp.	300° F (149° C)*
Coefficient of friction	0.12-0.15*
Elongation at break	4%-5%
Fiber water absorption	<0.1%
UV resistance	moderate
Wet abrasion	excellent
Dry abrasion	excellent

* - value based on data supplied by the fiber manufacturer for new, dry fiber



ISO 9001



**Puget Sound
ROPE**

1012 SECOND STREET
ANACORTES, WA 98221 USA
TEL: 360-293-8488
FAX: 360-293-8480
www.psrope.com
sales@psrope.com

BOB 12 and 12x12 S T R A N D (Braid Optimized for Bending)

L3/L33 - Rev 2
17 APRIL 2003

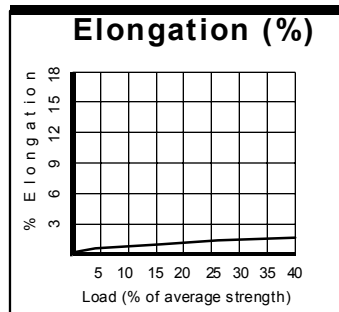
BOB 12 and 12 x 12 Strand are high strength, low elongating single braided rope constructions with excellent long term creep resistance and superior cyclic fatigue performance, especially in bend-over-sheave applications. In the 12 x 12 strand construction, each strand consists of a smaller 12 strand rope produced using a proprietary blend of fibers. This patented design maximizes the strength of the fiber while allowing damaged rope strands to be removed and replaced if necessary. BOB 12 and 12 x 12 Strand come standard with a specially formulated coating that is designed to maximize the rope's durability in bending situations.

BOB 12 and 12 x 12 Strand are easily spliced using a simple lockstitch type splice. The soft, torque free braided construction provides easy handling.

- High strength
- Low stretch
- Ultra low creep
- Soft hand
- Torque free
- Easy splicing

	Nominal Diameter		Size Number (circ)	Approximate Weight		Minimum Tensile Strength	
	Inch	MM		Lbs/100ft	Kg/100m	Pounds	kN
12 STRAND	5/8	16	2	13.5	20.1	51,400	228.6
	3/4	18	2-1/4	17.8	26.5	68,500	304.7
	7/8	22	2-3/4	26.1	38.8	92,600	411.9
	1	24	3	32.0	47.6	110,000	489.3
	1-1/8	28	3-1/2	43.2	64.3	147,000	653.9
12 X 12 STRAND	1-1/4	30	3-3/4	45.2	67.3	165,000	733.9
	1-5/16	32	4	55.2	82.1	196,000	871.8
	1-1/2	36	4-1/2	62.9	93.6	221,000	983.0
	1-5/8	40	5	85.1	114.6	291,000	1,294.4
	1-3/4	44	5-1/2	102.7	152.8	314,000	1,396.7
	2	48	6	124.9	185.9	355,000	1,579.0
	2-1/8	52	6-1/2	146.6	218.2	428,000	1,903.8
	2-1/4	56	7	168.4	250.6	481,000	2,139.5
	2-1/2	60	7-1/2	198.3	295.1	530,000	2,357.4
	2-5/8	64	8	215.5	320.7	596,000	2,651.0
	2-3/4	68	8-1/2	245.7	365.7	660,000	2,935.7
	3	72	9	293.2	436.3	780,000	3,469.4
3-1/4	80	10	361.6	538.1	940,000	4,181.1	

Tensile Strengths are determined in accordance with Cordage Institute 1500, Test Methods for Fiber Rope. Weights are calculated at linear density under standard preload (200d²) plus 4%. See reverse side for application and safety information.



Specific gravity	1.18*
Melting point	284° F (140° C)*
Critical temp.	150° F (65° C)*
Coefficient of friction	0.12-0.15*
Elongation at break	4%-5%
Fiber water absorption	<0.1%
UV resistance	moderate
Wet abrasion	superior
Dry abrasion	superior

* - value based on data supplied by the fiber manufacturer for new, dry fiber



ISO 9001